


ENVIRONMENTAL PRODUCT DECLARATION

HAGER COMPANIES

ASTRAGAL WEATHERSTRIP



Hager's Weatherstrip product line offers one of the widest varieties in profiles and widths in today's market. Our time-tested durability and superior performance is backed by our legendary quality.



At Hager® we are concerned about how our company and products affect the environment. As a result, we've taken steps to minimize our footprint throughout the production process and product lifecycle. These steps include reducing transportation through consolidation manufacturing and distribution, implementing scrap metal and corrugated product recycling efforts, emphasizing recycled content and working together with local communities to provide a clean environment.

Furthermore, Life Cycle Assessment (LCA) disclosure through Environmental Product Declarations (EPD) is a key element of our environmental impact reduction strategy. LCA allows us to better understand the true burden of our products and EPDs allow us to share our results with our customers. As such, we are dedicated to completing LCAs and EPDs for all 13 of our product lines. This document is a result of that dedication.



ENVIRONMENTAL PRODUCT DECLARATION





According to ISO 14025, ISO 21930:2007 & EN 15804

Hager Companies – Astragal Weatherstrip



This declaration is an environmental product declaration (EPD) in accordance with ISO 14025. EPDs rely on Life Cycle Assessment (LCA) to provide information on a number of environmental impacts of products over their life cycle. Exclusions: EPDs do not indicate that any environmental or social performance benchmarks are met, and there may be impacts that they do not encompass. LCAs do not typically address the site-specific environmental impacts of raw material extraction, nor are they meant to assess human health toxicity. EPDs can complement but cannot replace tools and certifications that are designed to address these impacts and/or set performance thresholds – e.g. Type 1 certifications, health assessments and declarations, environmental impact assessments, etc. Accuracy of Results: EPDs regularly rely on estimations of impacts, and the level of accuracy in estimation of effect differs for any particular product line and reported impact. Comparability: EPDs are not comparative assertions and are either not comparable or have limited comparability when they cover different life cycle stages, are based on different product category rules or are missing relevant environmental impacts. EPDs from different programs may not be comparable.

| | |
|---|--|
| PROGRAM OPERATOR | UL Environment |
| DECLARATION HOLDER | Hager Companies |
| DECLARATION NUMBER | 4788480141.101.1 |
| DECLARED PRODUCT | Astragal Weatherstrip |
| REFERENCE PCR | PCR for Product Group, Builders Hardware UL9004. Version: April 23rd, 2014 |
| REFERENCE PCR STANDARD | <input checked="" type="checkbox"/> EN 15804 (2012) <input checked="" type="checkbox"/> ISO 21930 (2007) <input type="checkbox"/> ISO 21930 (2017) |
| DATE OF ISSUE | May 17, 2018 |
| PERIOD OF VALIDITY | 5 Years |
| CONTENTS OF THE DECLARATION | Product definition and information about building physics Information about basic material and the material's origin Description of the product's manufacture Indication of product processing Information about the in-use conditions Life cycle assessment results Testing results and verifications |
| The PCR review was conducted by: | PCR Peer Review Panel Chair: Dr. Lindita Bushi epd@ulenvironment.com |
| This declaration was independently verified in accordance with ISO 14025 by Underwriters Laboratories <input type="checkbox"/> INTERNAL <input checked="" type="checkbox"/> EXTERNAL |  Grant R. Martin, UL Environment |
| This life cycle assessment was independently verified in accordance with ISO 14044 and the reference PCR by: |  Thomas Gloria, Industrial Ecology Consultants |

ENVIRONMENTAL PRODUCT DECLARATION



Hager Companies – Astragal Weatherstrip

According to ISO 14025

Product Description

Company

Founded in 1849, St. Louis-based Hager Companies offers more than 6,000 full-line quality door hardware products under one brand name. With 13 product lines including, commercial hinges, residential hinges, Roton® continuous geared hinges, stainless steel continuous hinges, exit devices, locks, door controls, auxiliary and trim, threshold and weather stripping, sliding door hardware, access control products, electrified solutions and Euroline, our European hardware line. Hager focuses on architectural hardware that exceeds today's building standards that are built to last. For additional information, visit www.hagerco.com.

Product

Weatherstripping is installed around openings, especially doors and windows in buildings to keep out weather, increase interior comfort, lower utility bills and reduce noise. It also prevents rain and water from entering by rerouting or returning water. This EPD considers an average product based on two products in the Astragal weatherstripping line of products. Weatherstripping products are usually composed of primarily two materials, a metal and a gasket. All weatherstripping considered in this study are aluminum extrusions of alloy 6063-T5 and 6061-T6. Gasketing is available in a variety of materials, including vinyl, neoprene in a solid and sponge, and silicone. The regular weatherstripping product along with gasketing has been considered in this study. Average weights for the products disclosed in this EPD are provided in the Declared Unit section below. The standard application is one weatherstrip per standard 3'0" x 7'0" door leaf. This EPD presents results for this application.

Product Characterization

This product can be ordered from the manufacturer via phone, fax, email or online ordering. Product is shipped directly to customers or jobsites in packaging material that includes cardboard box, shipping labels and plastic materials. The amount of packaging materials is dependent on the size of the customer's order. No ancillary materials are necessary for installation or use.

Technical Information

Declared unit: One weatherstrip per standard 3'0" x 7'0" door.

Application

Hager's weatherstripping are available for many types of door applications, including air infiltration, light and sound transmission and positive pressure solutions for fire and smoke. These weatherstrips are available in a variety of profiles and widths to suit a wide range of applications. The ANSI/BHMA reference standard for weatherstripping products is ANSI/BHMA A156.22-2017.

Delivery Status

For shipping, all weatherstrips are packaged in cardboard packaging that contains 1 unit wrapped in plastic. Customers have the option of bulk packaging, if order is large enough.



ENVIRONMENTAL PRODUCT DECLARATION



Hager Companies – Astragal Weatherstrip

According to ISO 14025

Base Materials

Base materials include:

| Material | % of Final Product |
|--------------|--------------------|
| Aluminum | 90.50% |
| Cardboard | 3.65% |
| Steel | 1.16% |
| Paper | 0.07% |
| Plastic Wrap | 0.43% |

Manufacture

Hager weatherstrips are manufactured at Hager's Montgomery, Alabama plant. Hager receives extruded metal and plastic parts from suppliers. Subsequently, the extruded metal is cut and hole punched at the facility. These processes are automated within the plant. After this, the product undergoes deburring and edging manually. It is then packaged with fasteners, in this case, galvanized steel screws. The packaging includes a corrugated cardboard box and two labels. Any waste in the cutting process is captured and sold to recycler. Electricity, natural gas and some water is used in the process.

Environment and Health During Manufacturing

Hager meets all federal and state standards related to the Environment and Health during manufacturing. Additionally, Hager has taken further steps to reduce the environmental and health impacts of our manufacturing process. These steps include:

- Consolidated manufacturing and distribution efforts to reduce transportation (consuming less fuel and producing less emissions) and reducing inventory space (reducing our physical footprint).
- Implementing recycling efforts for scrap metals and corrugated products.
- A wastewater pre-treatment facility at our Montgomery, Alabama, manufacturing plant that removes 98.5 percent of the soluble metals created during the manufacturing process and significantly reduces water consumption.
- Implemented a corporate headquarters recycling program that single streams the recycling of paper, plastic, glass, metal, and other materials (diverting such waste from the landfill).

Further information is available here: <https://www.hagerco.com/leed-green/initiatives>

Packaging

For shipping, all weatherstrips are packaged individually. In general, packaging for Hager weatherstrips includes cardboard box, paper labels and included fasteners. Box and paper labels are recyclable in most municipal recycling systems. Large orders may be bulk packaged prior to shipping.

Product Installation

Detail installation instructions are provided here: <http://www.hagerco.com/DocumentationIndex.aspx>

Environment and Health During Use

There are no environmental or health considerations during the use of the product



ENVIRONMENTAL PRODUCT DECLARATION



Re-use Stage

Hager products may be recycled or reused at the end of life. The LCA that this EPD is created from takes the conservative approach by assuming that all products are disposed of within the system boundary. However, potential recycling is calculated in *Module D – Benefits Beyond System Boundary*.

Disposal

It is assumed that all products are landfilled at the end of their life. The distance waste is transported to the landfill is assumed to be 100 miles.

Further Information

At Hager, we are concerned about how our company and products affect the environment. As a result, we've taken steps to minimize our footprint throughout the production process and product lifecycle. Further information is available here:

<https://www.hagerco.com/leed-green/initiatives>

Hager's green initiatives include:

- Consolidated manufacturing and distribution efforts to reduce transportation (consuming less fuel and producing less emissions) and reducing inventory space (reducing our physical footprint)
- Implementing recycling efforts for scrap metals and corrugated products
- A wastewater pre-treatment facility at our Montgomery, Alabama, manufacturing plant that removes 98.5 percent of the soluble metals created during the manufacturing process and significantly reduces water consumption
- Using materials in the production of our products that are made of both pre- and post-consumer materials, enabling our customers to qualify for LEED® credits
- Work together with the communities in which it operates to provide a clean environment and support and provide positive contributions to the people and community
- Implemented a corporate headquarters recycling program that single streams the recycling of paper, plastic, glass, metal, and other materials (diverting such waste from the landfill)

We will continue to pursue and adopt procedures and processes to protect the health of our employees, customers/end users and the environment.

Life Cycle Assessment

Declared Unit

All lengths shown in the table below are for a standard North American 3'x7' door.

| Name | Value | Unit |
|---|-------|------|
| Weatherstrip | 2.133 | m |
| Weight per Declared Unit, excluding fasteners | 1.765 | kg |
| Fasteners (pieces x weight/ piece) | 0.021 | kg |
| Declared Unit | 1.787 | kg |



ENVIRONMENTAL PRODUCT DECLARATION



Hager Companies – Astragal Weatherstrip

According to ISO 14025

System Boundary

An LCA for products in which a functional life is not declared can be one of three options. These options include a Cradle to Shipping Gate LCA, a Cradle to Building LCA or a Cradle to Building-with EOL Stage LCA.

This particular LCA is a Cradle to Building-with EOL stage LCA.

A summary of the life cycle stages included in this LCA is presented in the following table.

| Module Name | Description | Summary of Included Elements |
|-------------|--|--|
| A1 | Product Stage: Raw Material Supply | Raw Material sourcing and processing as defined by secondary data. |
| A2 | Product Stage: Transport | Shipping from supplier to manufacturing site. Fuel use requirements estimated based on product weights and mapped distance. |
| A3 | Product Stage: Manufacturing | Energy, water and material inputs required for manufacturing from raw materials. Packaging Materials included as well. |
| A4 | Construction Process Stage: Transport | Shipping from manufacturing site to project site. Fuel use requirements estimated based on product weights and mapped distance. |
| A5 | Construction Process Stage: Installation | Installation and packaging material waste. |
| B1 | Use Stage: Use | No inputs required for use. |
| B2 | Use Stage: Maintenance | Annual greasing recommended, however impacts not addressed in study. |
| B3 | Use Stage: Repair | Product typically not repaired. Replacement more likely. |
| B4 | Use Stage: Replacement | Replacement will occur, however replacement cycle is not defined. |
| B5 | Use Stage: Refurbishment | Product is typically not refurbished. |
| B6 | Use Stage: Operational Energy Use | Electricity not utilized during use phase. |
| B7 | Use Stage: Operational Water Use | Water not utilized during use phase. |
| C1 | EOL: Deconstruction | No inputs required for deconstruction. |
| C2 | EOL: Transport | Shipping from project site to landfill. Fuel use requirements estimated based on product weight and estimated distance. |
| C3 | EOL: Waste Processing | Waste processing not required. All waste can be processed as is. |
| C4 | EOL: Disposal | Assumes all products are sent to landfill. Landfill impacts modeled based on secondary data. |
| D | Benefits beyond system | Accounts for the avoided burden beyond the system boundary associated with sourcing raw steel and aluminum. Subtracted from these benefits are the impacts outside the system boundary associated with processing the recycled content prior to use. |



ENVIRONMENTAL PRODUCT DECLARATION



Hager Companies – Astragal Weatherstrip

According to ISO 14025

Estimates and Assumptions

Recycled content – Hager products may contain recycled content, most notably recycled steel and aluminum, which are two of the most recycled materials throughout the globe. The specific amount of recycled content may vary based on the availability of materials to suppliers at the time of sourcing. Data sets sourced from GaBi include assumptions based on typical aluminum and steel recycled content and have been calculated based on expert evaluation and critical review. It was determined appropriate and a conservative approach to use default recycled content values in the GaBi aluminum and steel datasets.

Cut-off Criteria

All inputs in which data were available were included.

Material inputs greater than 1% (based on total mass of the individual components of the product) were included within the scope of analysis. Material inputs less than 1% were included if sufficient data was available to warrant inclusion and/or the material input was thought to have significant environmental impact. Cumulative excluded material inputs and environmental impacts are less than 5% based on total weight of the declared unit.

List of excluded materials and energy inputs include:

Any optional topical finish on the product was excluded from the study.

Some material and energy inputs may have been excluded within the GaBi datasets used for this project. All GaBi datasets have been critically reviewed and conform to the exclusion requirement of the PCR.

No hazardous and toxic releases, which are mandatory to be monitored and reported to the U.S TRI, are released from the facility.

Background Data

All background data was sourced from GaBi databases. GaBi version 8 was used to complete the assessment.

Data Quality

Geographical Coverage

The geographical scope of the manufacturing portion of the life cycle is Montgomery, Alabama. This LCA uses country specific energy datasets that take into account US specific energy and transportation mixes. Overall, the geographic coverage of primary data is considered good.

Time Coverage

Primary data were provided by Hager associates at the Montgomery, Alabama facility and represent calendar year 2016. Calendar year 2016 was the most recently completed 12-month period year at the beginning of the study. Using 2016 data meets the PCR requirement that manufacturer specific data be within the last 5 years. Time coverage of this data is considered excellent.

Data necessary to model cradle-to-gate unit processes was sourced from thinkstep's GaBi LCI datasets. Time coverage of the GaBi datasets varies from approximately 2009 to present. Additionally, all data was included in the most recent 2017 GaBi database update. All datasets rely on at least one 1-year average data. Overall time coverage of the datasets is considered good and meets the requirement of the PCR that all background data be updated within a 10-year period. The specific time coverage of secondary datasets can be referenced in the dataset references table in this report.



ENVIRONMENTAL PRODUCT DECLARATION



Hager Companies – Astragal Weatherstrip

According to ISO 14025

Technological Coverage

The technological coverage of the data is considered excellent. The manufacture of commercial weatherstrip products is a relatively simple process. As such, LCA practitioners were able to capture relevant manufacturing processes data. Additionally, background data from metal sourcing and processing was confirmed to be equivalent to the process employed by Hager suppliers.

Allocation Procedures

General principles of allocation were based on ISO14040/44. Where possible, allocation was avoided. When allocation was necessary it was done on a physical mass basis.

LCA Results

The following tables disclose the life cycle results for Astragal weatherstrips. Impact categories were determined through reference to the BHMA Product Category Rules for Builders Hardware (UL9004).

Description of the System Boundary (X=included in LCA; MND=module not declared)

| Product Stage | | | Construction Process Stage | | Use Stage | | | | | | | End of Life Stage | | | | Benefits and Loads Beyond the System Boundaries |
|---------------------|-----------|---------------|-------------------------------------|----------|-----------|-------------|--------|-------------|---------------|------------------------|-----------------------|----------------------------|-----------|------------------|----------|---|
| Raw material supply | Transport | Manufacturing | Transport from the gate to the site | Assembly | Use | Maintenance | Repair | Replacement | Refurbishment | Operational energy use | Operational Water use | De-construction demolition | Transport | Waste processing | Disposal | Reuse- Recovery- Recycling- potential |
| A1 | A2 | A3 | A4 | A5 | B1 | B2 | B3 | B4 | B5 | B6 | B7 | C1 | C2 | C3 | C4 | D |
| X | X | X | X | X | MND | MND | MND | MND | MND | MND | MND | X | X | X | X | X |

TRACI 2.1 – Astragal Weatherstripping

| Results of the LCA - Environmental Impact, TRACI 2.1 | | | | | | | | | | |
|--|---------------------|----------|----------|----------|-------|----------|----------|----------|----------|-----------|
| Parameter | Unit | A1-A3 | A4 | A5 | B1-B7 | C1 | C2 | C3 | C4 | D |
| Global Warming Air, incl. biogenic carbon | [kg CO2-Equiv.] | 1.24E+01 | 1.70E-01 | 1.64E-01 | MND | 0.00E+00 | 2.30E-02 | 0.00E+00 | 7.83E-02 | -2.87E+00 |
| Ozone Depletion Air | [kg CFC 11-Equiv.] | 1.06E-09 | 1.50E-12 | 1.60E-12 | MND | 0.00E+00 | 2.02E-13 | 0.00E+00 | 1.22E-12 | 2.03E-08 |
| Acidification | [kg SO2-Equiv.] | 6.75E-02 | 6.84E-04 | 1.02E-03 | MND | 0.00E+00 | 9.22E-05 | 0.00E+00 | 4.42E-04 | -5.64E-03 |
| Eutrophication | [kg N-Equiv.] | 1.54E-03 | 5.83E-05 | 1.79E-04 | MND | 0.00E+00 | 7.86E-06 | 0.00E+00 | 4.93E-05 | -2.46E-04 |
| Smog Air | [kg O3-Equiv.] | 6.01E-01 | 2.24E-02 | 9.57E-03 | MND | 0.00E+00 | 3.01E-03 | 0.00E+00 | 7.22E-03 | -7.98E-02 |
| Abiotic Depletion for fossil resources | [MJ surplus energy] | 1.26E+01 | 3.23E-01 | 1.21E-01 | MND | 0.00E+00 | 4.35E-02 | 0.00E+00 | 1.57E-01 | 4.65E-01 |



ENVIRONMENTAL PRODUCT DECLARATION



Hager Companies – Astragal Weatherstrip

According to ISO 14025

CML 2001 - Jan 2016 – Astragal Weatherstripping

| Results of the LCA - Environmental Impact, CML 2001 - Jan 2016 | | | | | | | | | | |
|--|-----------------------|----------|----------|----------|-------|----------|----------|----------|----------|-----------|
| Parameter | Unit | A1-A3 | A4 | A5 | B1-B7 | C1 | C2 | C3 | C4 | D |
| Global Warming Potential | [kg CO2-Equiv.] | 1.24E+01 | 1.71E-01 | 1.69E-01 | MND | 0.00E+00 | 2.30E-02 | 0.00E+00 | 7.87E-02 | -2.89E+00 |
| Ozone Layer Depletion Potential | [kg R11-Equiv.] | 9.98E-10 | 1.41E-12 | 1.51E-12 | MND | 0.00E+00 | 1.90E-13 | 0.00E+00 | 1.15E-12 | 1.60E-08 |
| Acidification Potential | [kg SO2-Equiv.] | 7.18E-02 | 5.12E-04 | 9.20E-04 | MND | 0.00E+00 | 6.90E-05 | 0.00E+00 | 3.40E-04 | -5.64E-03 |
| Eutrophication Potential | [kg Phosphate-Equiv.] | 3.66E-03 | 1.38E-04 | 2.11E-04 | MND | 0.00E+00 | 1.86E-05 | 0.00E+00 | 7.58E-05 | -4.22E-04 |
| Photochem. Ozone Creation Potential | [kg Ethene-Equiv.] | 3.93E-03 | 5.33E-05 | 1.90E-04 | MND | 0.00E+00 | 7.19E-06 | 0.00E+00 | 3.04E-05 | -1.33E-03 |
| Abiotic Depletion | [kg Sb-Equiv.] | 8.51E-06 | 2.90E-08 | 1.67E-05 | MND | 0.00E+00 | 3.92E-09 | 0.00E+00 | 3.26E-08 | -8.20E-06 |
| Abiotic Depletion for fossil resources | [MJ surplus energy] | 1.39E+02 | 2.40E+00 | 1.39E+00 | MND | 0.00E+00 | 3.23E-01 | 0.00E+00 | 1.22E+00 | -2.74E+01 |

Resource Use – Astragal Weatherstripping

| Results of the LCA - Resource Use | | | | | | | | | | |
|-----------------------------------|-------------------------|----------|----------|----------|-------|----------|----------|----------|----------|-----------|
| Parameter | Unit | A1-A3 | A4 | A5 | B1-B7 | C1 | C2 | C3 | C4 | D |
| PERE | MJ, net calorific value | 5.56E+01 | 5.98E-02 | 1.90E-01 | MND | 0.00E+00 | 8.07E-03 | 0.00E+00 | 8.60E-02 | 1.85E+00 |
| PERM | MJ, net calorific value | 0.00E+00 | 0.00E+00 | 0.00E+00 | MND | 0.00E+00 | 0.00E+00 | 0.00E+00 | 0.00E+00 | 0.00E+00 |
| PERT | MJ, net calorific value | 5.56E+01 | 5.98E-02 | 1.90E-01 | MND | 0.00E+00 | 8.07E-03 | 0.00E+00 | 8.60E-02 | 1.85E+00 |
| PENRE | MJ, net calorific value | 1.48E+02 | 2.41E+00 | 1.48E+00 | MND | 0.00E+00 | 3.25E-01 | 0.00E+00 | 8.60E-02 | 1.85E+00 |
| PENRM | MJ, net calorific value | 0.00E+00 | 0.00E+00 | 0.00E+00 | MND | 0.00E+00 | 0.00E+00 | 0.00E+00 | 0.00E+00 | 0.00E+00 |
| PENRT | MJ, net calorific value | 1.48E+02 | 2.41E+00 | 1.48E+00 | MND | 0.00E+00 | 3.25E-01 | 0.00E+00 | 8.60E-02 | 1.85E+00 |
| SM | Kg | 0.00E+00 | 0.00E+00 | 0.00E+00 | MND | 0.00E+00 | 0.00E+00 | 0.00E+00 | 0.00E+00 | 0.00E+00 |
| RSF | MJ, net calorific value | 0.00E+00 | 0.00E+00 | 0.00E+00 | MND | 0.00E+00 | 0.00E+00 | 0.00E+00 | 0.00E+00 | 0.00E+00 |
| NRSF | MJ, net calorific value | 0.00E+00 | 0.00E+00 | 0.00E+00 | MND | 0.00E+00 | 0.00E+00 | 0.00E+00 | 0.00E+00 | 0.00E+00 |
| FW | M3 | 2.57E-01 | 2.94E-04 | 6.16E-04 | MND | 0.00E+00 | 3.96E-05 | 0.00E+00 | 1.55E-04 | -1.58E-02 |



ENVIRONMENTAL PRODUCT DECLARATION



Hager Companies – Astragal Weatherstrip

According to ISO 14025

| Key | | | |
|-------|---|--------|---|
| PERE | Use of renewable primary energy excluding renewable primary energy resources used as raw materials | PENR T | Total use of non-renewable primary energy resources (primary energy and primary energy resources used as raw materials) |
| PERM | Use of renewable primary energy resources used as raw materials | SM | Use of secondary materials |
| PERT | Total use of renewable primary energy resources (primary energy and primary energy resources used as raw materials) | RSF | Use of renewable secondary fuels |
| PENRE | Use of non-renewable primary energy excluding non-renewable primary energy resources used as raw materials | NRSF | Use of non-renewable secondary fuels |
| PENRM | Use of non-renewable primary energy resources used as raw materials | FW | Net use of fresh water |

Outputs and Waste – Astragal Weatherstripping

| Results of the LCA - Waste and Output Flows | | | | | | | | | | |
|---|-------------------------|----------|----------|----------|-------|----------|----------|----------|----------|-----------|
| Parameter | Unit | A1-A3 | A4 | A5 | B1-B7 | C1 | C2 | C3 | C4 | D |
| HWD | Kg | 2.02E-02 | 1.97E-08 | 4.47E-09 | MND | 0.00E+00 | 2.65E-09 | 0.00E+00 | 4.48E-09 | -1.88E-06 |
| NHWD | Kg | 3.27E+00 | 8.89E-05 | 5.34E-01 | MND | 0.00E+00 | 1.20E-05 | 0.00E+00 | 1.79E+00 | 3.09E-01 |
| RWD | Kg | 2.77E-03 | 5.28E-06 | 3.68E-05 | MND | 0.00E+00 | 7.12E-07 | 0.00E+00 | 1.25E-05 | 9.24E-07 |
| CRU | Kg | 0.00E+00 | 0.00E+00 | 0.00E+00 | MND | 0.00E+00 | 0.00E+00 | 0.00E+00 | 0.00E+00 | 0.00E+00 |
| MFR | Kg | 0.00E+00 | 0.00E+00 | 0.00E+00 | MND | 0.00E+00 | 0.00E+00 | 0.00E+00 | 0.00E+00 | 0.00E+00 |
| MET | Kg | 0.00E+00 | 0.00E+00 | 0.00E+00 | MND | 0.00E+00 | 0.00E+00 | 0.00E+00 | 0.00E+00 | 0.00E+00 |
| EEE | MJ, net calorific value | 0.00E+00 | 0.00E+00 | 0.00E+00 | MND | 0.00E+00 | 0.00E+00 | 0.00E+00 | 0.00E+00 | 0.00E+00 |
| EET | MJ, net calorific value | 0.00E+00 | 0.00E+00 | 0.00E+00 | MND | 0.00E+00 | 0.00E+00 | 0.00E+00 | 0.00E+00 | 0.00E+00 |

| Key | | | |
|------|---------------------------------|-----|-------------------------------|
| HWD | Disposed-of-hazardous waste | MFR | Materials for recycling |
| NHWD | Disposed-of non-hazardous waste | MET | Materials for energy recovery |
| RWD | Disposed-of Radioactive waste | EEE | Exported electrical energy |
| CRU | Components for reuse | EET | Exported thermal energy |



Comparability of EPDs

The comparison of the environmental performance of Builder’s Hardware using the EPD information shall be based on the product’s use in and it’s impacts on or within the building, and shall consider the complete life cycle with all information modules.

Results presented in this EPD are relative expressions and do not predict impacts on category endpoints, the exceeding of thresholds, safety margins, or risks. Results are not intended to be used to determine superiority of one product over another. Environmental declarations from different programs may not be comparable.

Life Cycle Assessment Interpretation

A Dominance Analysis evaluates each life cycle stage and compares the impacts from that stage to the sum of the impacts calculated for all declared modules. A Dominance Analysis was completed for the CML results. Module D was excluded from the Dominance Analysis.

| Dominance Analysis - Environmental Impact, CML 2001 - Jan 2016 | | | | | | | | | |
|--|-----------------------|-------|-------|-------|-----|----|-------|----|-------|
| Parameter | Unit | A1-A3 | A4 | A5 | B1 | C1 | C2 | C3 | C4 |
| Global Warming Potential | [kg CO2-Equiv.] | 97% | 1.33% | 1% | MND | 0% | 0.2% | 0% | 0.6% |
| Ozone Layer Depletion Potential | [kg R11-Equiv.] | 100% | 0.14% | 0.15% | MND | 0% | 0.0% | 0% | 0.1% |
| Acidification Potential | [kg SO2-Equiv.] | 98% | 0.70% | 1% | MND | 0% | 0.1% | 0% | 0.5% |
| Eutrophication Potential | [kg Phosphate-Equiv.] | 89% | 3% | 5% | MND | 0% | 0.5% | 0% | 1.8% |
| Photochem. Ozone Creation Potential | [kg Ethene-Equiv.] | 93% | 1.27% | 5% | MND | 0% | 0.2% | 0% | 0.7% |
| Abiotic Depletion | [kg Sb-Equiv.] | 34% | 0.11% | 66% | MND | 0% | 0.02% | 0% | 0.13% |
| Abiotic Depletion for fossil resources | [MJ surplus energy] | 96% | 1.66% | 1% | MND | 0% | 0.2% | 0% | 0.8% |

The dominance analysis shows that the manufacturing stage (A1-A3) of the life cycle is responsible for the majority of impacts (85%, on average) across all impact categories. A1-A3 includes the extraction, processing and sourcing of all materials. The installation phase (A5) is the second most impactful stage mainly due to the steel fasteners used to install the weatherstrip. However, the installation phase impacts are very minimal.

References

1. Life Cycle Assessment, Hager, LCA Report for Hager Weatherstripping. WAP Sustainability Consulting. Mar. 2018.
2. Product Category Rule (PCR) for preparing an Environmental Product Declaration (EPD) for Product Group, Builders Hardware UL9004. Version: April 23rd, 2014.
3. ISO 14044: 2006 Environmental Management – Life cycle assessment – Requirements and Guidelines.
4. ISO 14025:2006 Environmental labels and declarations – Type III environmental declarations – Principles and Procedures.
5. ISO 21930:2007 Sustainability in building construction -- Environmental declaration of building products.
6. Hager’s Green Initiatives. (2018, May 14). Retrieved from <https://www.hagerco.com/leed-green/initiatives>
7. European Standard DIN EN 15804: 2012.04+A1 2013. Sustainability of construction works – Environmental product declarations – Core rules for the product category of construction products (includes Amendment A1:2013)

