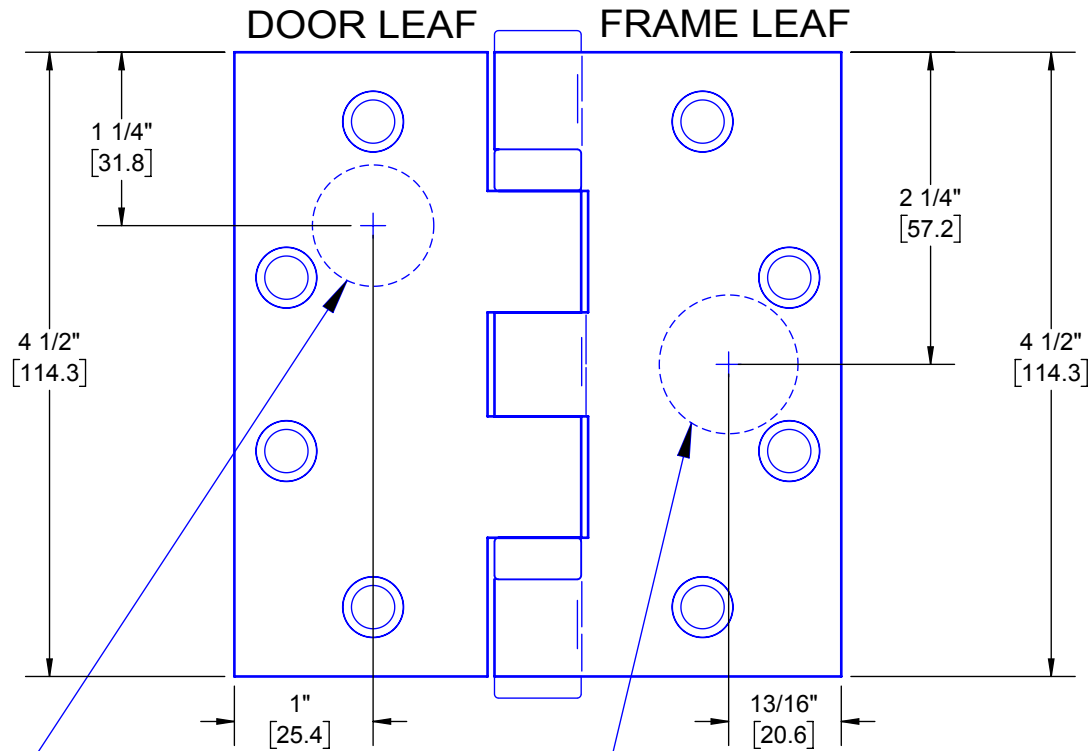


4-1/2" 5 KNUCKLE HINGE TEMPLATE

MODELS ETW10, ETW12, ETW6-2228, ETW2-18, ETW6-1828 & ETW8-1828
 CONCEALED ELECTRIC THROUGH WIRE HINGE

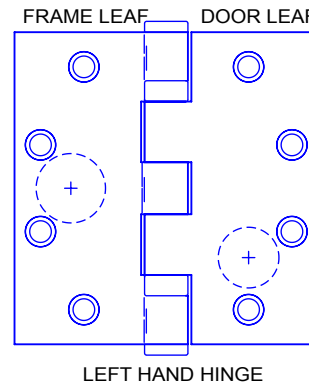
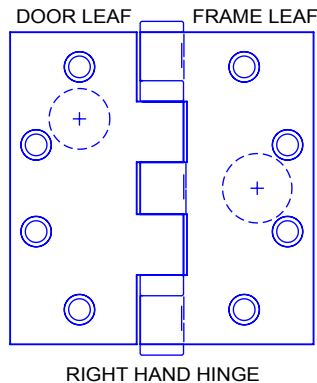
FOR USE ON ALL HAGER 4.5" FULL MORTISE 5 KNUCKLE BALL BEARING
 HINGES STANDARD AND HEAVY WEIGHT



DRILL & DEBURR 13/16" DIA. HOLE IN DOOR FOR WIRES. DRILL HOLE PER DOOR HANDING. WOOD DOOR APPLICATION REQUIRES 2" MINIMUM DEPTH.

DRILL & DEBURR 1" DIA. HOLE IN FRAME REINFORCEMENT FOR WIRES. WOOD FRAME APPLICATION REQUIRES 2" MINIMUM DEPTH.

HINGES ARE SHOWN FROM THE FRONT SIDE. HAND HINGE AS SHOWN.



HINGES ARE NON-LOAD BEARING AND MUST BE MOUNTED IN THE CENTER POSITION ONLY.